

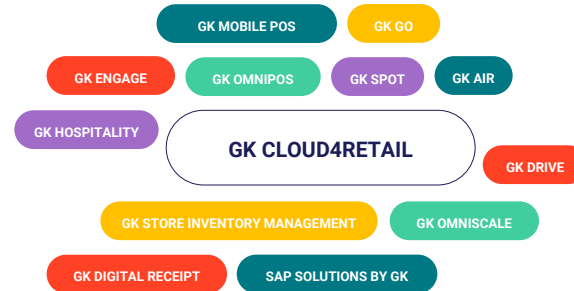
Fact Sheet | 12M 2022



GK Software – a highly attractive investment with further great potential

- Leading and fastest growing developer of globally applicable “Unified Commerce” solutions
- Accelerated transformation towards Software-as-a-Service revenues due to high investment need on the retail side
- Continuously increasing market share (more than 13% in Europe and over 30% in Germany) – 22% of all customers are part of the Global TOP 50 Retailers
- Substantial growth opportunities in Europe, the Americas and Asia as well as other retail markets
- Innovative solutions based on Big Data and Artificial Intelligence create additional business potential
- Since IPO, market capitalization has increased by ninefold

Comprehensive solutions based on the CLOUD4RETAIL platform



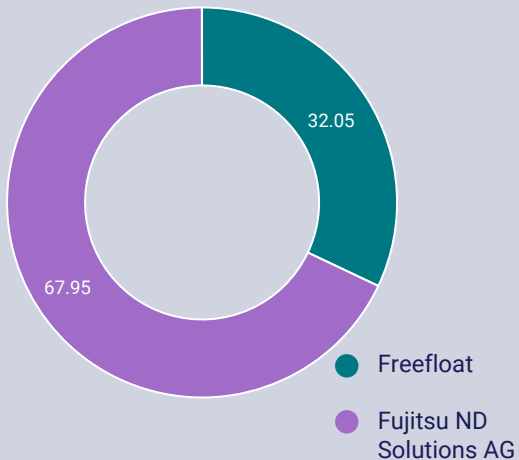
GK Software - Overview

- Founded 1990 in Schöneck
- 15 locations worldwide, roughly 1,168 employees
- Roughly 540,000 installations worldwide in 96,000 stores in more than 60 countries

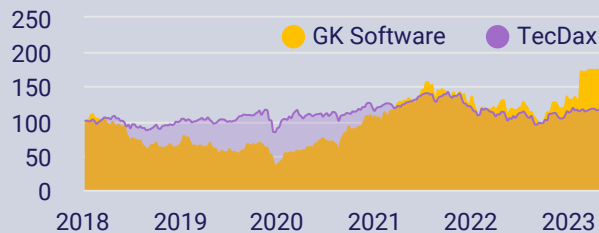
Management

- Rainer Gläß, CEO
- Andre Hergert, CFO

Shareholder structure as of May 15, 2023



Long-term increase of GK Software stock



Corporate goals until 2023

Revenue **193-205m €**
 EBIT Margin (on Sales) **>15%**

Information on GK Software stock

Securities identification number	757142
ISIN	DE0007571424
Ticker Symbol	GKS
IPO	June 19, 2008
Type of shares	Bearer share (individual share)
Market segment	Regulated market (Prime Standard)
Designated Sponsor	ICF Bank AG
Number of shares	2,273,025

Analyst Coverage



Research on GK Software can be found here

Fact Sheet | 12M 2022



Fiscal Year 2022

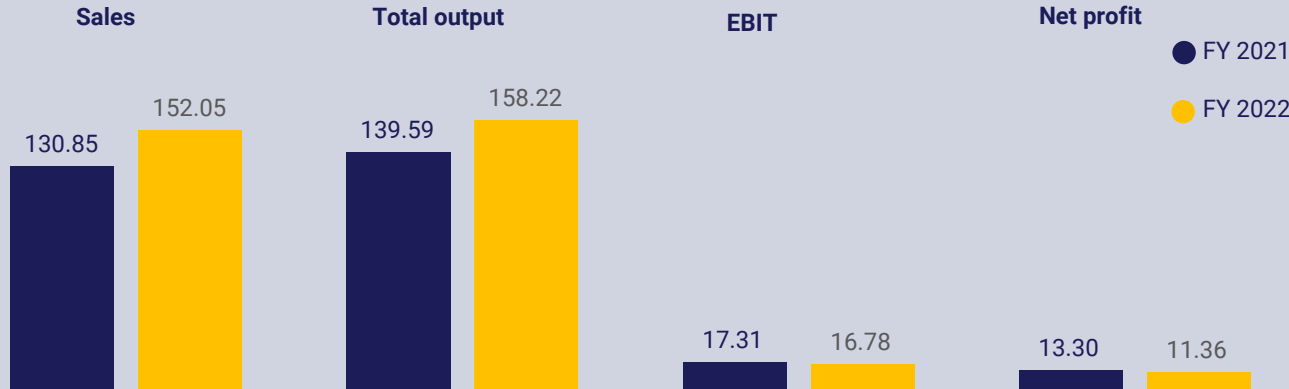
- Solid performance and significant increase in sales despite challenging market environment
- Increased sales and total output
- Around half of contracts as software-as-a-service (SaaS)
- Financial stability through high equity ratio

Financial calendar

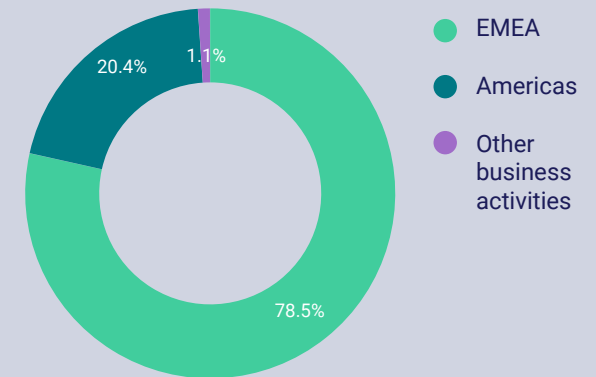
Annual General Meeting	28.6.2023
Interim Report as of 30 June	29.8.2023
9M Interim Statement as of 30 September	28.11.2023
Annual Report as of 31 December	29.4.2024
3M Interim Statement as of 31 March	29.5.2024

GK Software offers retailers optimized business processes, significant cost reductions and customer retention potential

Overview of key figures comparison over time (million EUR)



Sales according to regions FY 2022



152.05 4.99 16.78 58%

million Euro revenue

Euro earnings per share

million Euro EBIT

equity ratio

Contact Investor Relations

Dr. René Schiller
T: +49 37464 84-264
rschiller@gk-software.com

investor.gk-software.com

